

CI/SfB	(29)	(K2)
CAW P10		
Uniclass JP10:L68114		

Product Information

Description

FB810 is a lightweight, flexible fire curtain which provides a barrier to smoke and flames. It consists of a specially coated glass fabric material. This is suspended between perimeter fixings and staple jointed for maximum effectiveness. FB810 is suitable for up to 120 minutes fire integrity.

Usage / Purpose

FB810 can be used as a smoke barrier for:

- Subdividing ceiling
- Subdividing roof
- Partitioning the void below a raised floor

Colour

Grey

Packaging

1 m x 50 m roll

Availability

Direct from Tremco CPG UK Limited (see details on this TDS).

Usage Guidelines

Always read SDS, pre-application guidance and relevant application detail prior to application. Ensure the latest documents are downloaded prior to every project commencement.

Necessary Tools

- General hand tools
- Mild steel frame 50 x 50 x 2 mm or equivalent
- M6 x 65 mm diameter sleeve anchor bolts or equivalent

Preparation

- Ensure the soffit substrate is suitable for fixing FB810.
- There are 4 solid sides to fix the curtain.
- Fixings around penetrations are in line with Nullifire specification (contact Tremco CPG UK Technical Services Department if in doubt).
- Check that the type of curtain is suited to the requirement.

- The void does not exceed 3 metre high (contact Tremco CPG UK Technical Services Department for higher drops).
- The curtain will only be used in dry/internal situations.

Installation

- FB810 Fire Curtain can be fixed to solid substrates such as blockwork, concrete and brickwork.
- Fold edge of curtain around a mild steel framing angle with dimensions of 50 mm x 50 mm x 20 mm (as shown in Figure 1).
- Loose fix the top edges of the curtain at 300 mm centres, to the underside of the soffit. Using 65 x 6 mm diameter "sleeve" anchor bolts and 38 mm diameter washers. N.B. All overlaps running vertically, to be 60 mm as shown in figure 2.
- Fix vertical seams at 60 mm centres, 5 mm away from the face of the curtain and staple the vertical seams using zinc coated P40 staples (see Figure 2).
- Secure the top perimeter framing angle, followed by fixing and side perimeter angles, as specified above. N.B. The curtain must cover three sides of the angle, as shown in Figure 1.
- Fold over all 60 mm overlaps in half to form a double overlap and staple together as before, at 60 mm centres, 15 mm away from the face of the curtain and at a 30 mm stagger to the first fix positions, as shown in Figure 2.

Storage

Store in a clean, dry area.

Shelf Life


Unlimited when stored as recommended.

Health & Safety Precautions

Safety data sheet must be read and understood before use.

FB810

Fire Curtain



Key Benefits Summary

- Tested in accordance with BS 476-Pt20
- Smoke and cavity fire barrier
- Approval with service penetrations
- Suitable for large openings
- Dry installation



FB810 Fire Curtains

Nullifire

Smart Protection

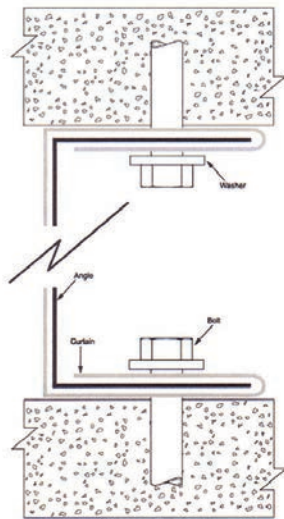


Figure 1

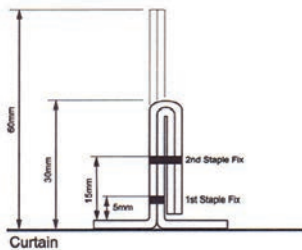


Figure 2

Technical Service

Tremco CPG UK Limited has a team of experienced Technical Sales Representatives who provide assistance in the selection and specification of products. For more detailed information, service and advice, please call Customer Services on +44 (0)1322 551010.

Guarantee / Warranty

Tremco CPG UK Limited products are manufactured to rigid standards of quality. Any product which has been applied (a) in accordance with Tremco CPG UK Limited written instructions and (b) in any application recommended by Tremco CPG UK Limited, but which is proved to be defective, will be replaced free of charge.

No liability can be accepted for the information provided in this leaflet although it is published in good faith and believed to be correct.

Tremco CPG UK Limited reserves the right to alter product specifications without prior notice, in line with Company policy of continuous development and improvement.